

Name of the candidate

Reg. No.

(To be filled in by the Examiner)

LKG-25 F1


Maximum Marks: 100
Time: 90 Minutes

To the Examiner

1. Seat all candidates. Give them the question paper-cum-answer sheets.
2. Point out question No.1 and ask the children to colour the picture with crayons.
3. Then, call one child to the teacher's table.
4. Write his or her name and Reg. No. at the top of the question paper-cum-answer sheet.
5. Read out questions 2 to 13 one by one to the child and give enough time to complete the answer.
6. When all the questions are completed, send the child back to his/her seat. Ask him/her to do the colouring in question No.1, if he/she has not completed it.
7. Continue this process with the rest of the children.
8. All the answers are to be marked by the candidates themselves.

Question 1. Colour the picture suitably:


(1x10=10)



Question 2. Which of the following is made by a carpenter? Put a tick (✓) mark on your answer. (1x3=3)



Question 3. Which of the following is used to travel by sea? Put a tick (✓) mark on your answer. (1x3=3)




Question 4. Match the pictures with the first letter of their names by drawing lines: (5x2=10)



A E B C W

Question 5. Tick mark (✓) the odd one out in each row: (2x3=6)




Question 6. Draw a line from each CAPITAL letter to its matching small letter: (4x2=8)


A I B E

i a e b

Question 7. Colour TWO apples GREEN and THREE apples RED: (5x2=10)




Question 8. Match the pictures with their colours by drawing lines: (5x2=10)



Question 9. Answer the following questions. Put a tick (✓) mark in the box below each picture: (4x3=12)

(a) Which of the following animals gives us milk?




(b) Which of the following birds can swim?



(c) Which of the following is a fruit?



(d) Which of the following birds can dance?





















Question 10. Match the pictures in column A with the correct numbers in column B by drawing lines: (4x3=12)

A	B
<div style="border: 1px solid red; border-radius: 15px; padding: 5px; display: inline-block;">  </div>	<div style="border: 1px solid red; border-radius: 15px; padding: 5px; display: inline-block; width: 60px; height: 60px; line-height: 60px;"> 3 </div>
<div style="border: 1px solid red; border-radius: 15px; padding: 5px; display: inline-block;">  </div>	<div style="border: 1px solid red; border-radius: 15px; padding: 5px; display: inline-block; width: 60px; height: 60px; line-height: 60px;"> 4 </div>
<div style="border: 1px solid red; border-radius: 15px; padding: 5px; display: inline-block;">  </div>	<div style="border: 1px solid red; border-radius: 15px; padding: 5px; display: inline-block; width: 60px; height: 60px; line-height: 60px;"> 1 </div>
<div style="border: 1px solid red; border-radius: 15px; padding: 5px; display: inline-block;">  </div>	<div style="border: 1px solid red; border-radius: 15px; padding: 5px; display: inline-block; width: 60px; height: 60px; line-height: 60px;"> 5 </div>

Question 11. Draw circles around the vehicles that run on the road. (5x2=10)



Question 12. Circle the objects in box-A that are not in box-B: (2x3=6)

BOX-A	BOX-B
<div style="border: 2px solid orange; border-radius: 15px; padding: 10px; display: flex; flex-wrap: wrap;"> <div style="width: 33%; text-align: center;"></div> <div style="width: 33%; text-align: center;"></div> <div style="width: 33%; text-align: center;"></div> <div style="width: 33%; text-align: center;"></div> <div style="width: 33%; text-align: center;"></div> <div style="width: 33%; text-align: center;"></div> <div style="width: 33%; text-align: center;"></div> <div style="width: 33%; text-align: center;"></div> <div style="width: 33%; text-align: center;"></div> </div>	<div style="border: 2px solid orange; border-radius: 15px; padding: 10px; display: flex; flex-wrap: wrap;"> <div style="width: 33%; text-align: center;"></div> <div style="width: 33%; text-align: center;"></div> <div style="width: 33%; text-align: center;"></div> <div style="width: 33%; text-align: center;"></div> <div style="width: 33%; text-align: center;"></div> <div style="width: 33%; text-align: center;"></div> <div style="width: 33%; text-align: center;"></div> <div style="width: 33%; text-align: center;"></div> <div style="width: 33%; text-align: center;"></div> </div>

Name of the Examiner
Signature